

**Join/renew
LINK IS OPEN**

Thank you for taking the survey—members we hear **YOU** what you want, all your suggestions and concerns!



**FEBRUARY
BIRTHSTONE**

AMETHYST

The color purple is favored by royalty. is associated with spirituality, mental clarity and healing.

jewelry trends

As we go into a new year, we try for a little refresh—and one of the best ways to ensure fun and personality is looking at the 2022 jewelry trends. This year it is from low to high, and the more the better.

Charms can say who we are! Collecting and grouping your charms makes a statement—so we can add what is meaningful to us by adding initials, birthstones, zodiac signs, talismans and let's not forget some whimsy! Look for colorful letters, mushrooms, birds, flowers and more.



Y2K Jewelry takes us in the direction of color and playfulness. It's all about plastic, resin, letters and fun shapes. Some of it is enameled and beaded with an assortment of letters and baubles. It takes us from spring into summer. The wilder the colors the better! Big chunky resin rings (a look to the past), large resin cuffs and bangles.

2022

Color is making a major statement everywhere! The technicolor brights showcase all of the electric colors that gemstones come in. Jewelry can be created in a rainbow of colors. Wear it on your ears, on your fingers, around your neck and up your arm. Layer it all on and don't be afraid to combine with your charm pieces!



LARGE STONE



PEARLS

FASHION: COLOR, LARGE STONES, Y2K JEWELRY, FRINGE EARRINGS, MISMATCHED STUDS, EVERYTHING CHARMS

CLASSICS/NEVER OUT OF STYLE: CHAINS, HEIRLOOM WATCHES, PEARLS, GOLD HOOPS, VINTAGE, SIGNET RINGS

STYLING WISE: LAYERING ALL-OUT MAXIMALISM, NOVELTY





ARE YOU ON INSTAGRAM?



[CLICK HERE](#) and tell us your
instagram handle.

MASSC wants to follow you! And, hey, you should follow us, too! Type this into your Instagram search and look for the little red circle. THAT'S US: [@metalartssociety](#)

WHAT THE HECK IS GOING ON WITH THE MC BOOKS?

Erin Proctor here with an MC Book update!

I don't what happened, or how we got so behind on this. I want my books. You want your books. Rest assured I am on the case! I have collected all of the photos, headshots and artists statements and have taken charge of overseeing the completion of these books. I PROMISE you these books will be available. Here's the official status. Email me with questions: massc.president@gmail.com

2018: Done and ready. This will be released together with 2019.

2019: We are finalizing the cover. Once I get the word, I will announce how you can get 2018 and 2019. This will happen by early March.

2020: I am collecting a few more details to fill some space. This year was light on entries due to covid, so if you have process shots of your entry PLEASE SEND THEM TO ME. We want this book to be more than 5 pages.

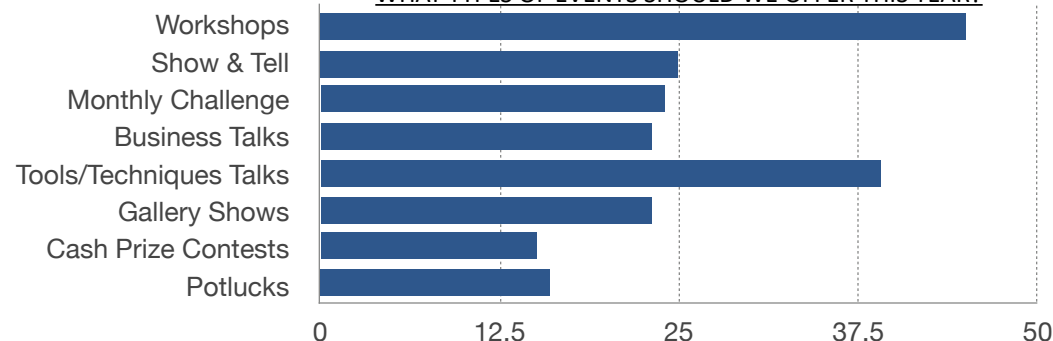
2021: I am holding the material for this book until 2020 is done. My goal is to have 2020/2021 available by early June. I will keep you updated!



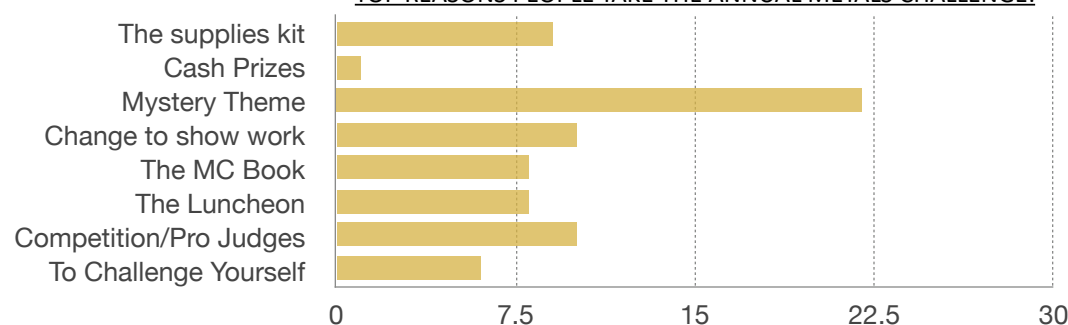
Survey Says: Results from this months Programming Survey

We asked, and you answered! Thanks SO much to the 50 members who filled out the overall survey and the 30 who responded to the questions specific to the Metals Challenge. We discussed this data at our last board meeting, and the decisions we have made in terms of programming and events, including the upcoming 2022 Metals Challenge are in direct response to these results. Here is a summary of what you all had to say:

WHAT TYPES OF EVENTS SHOULD WE OFFER THIS YEAR?

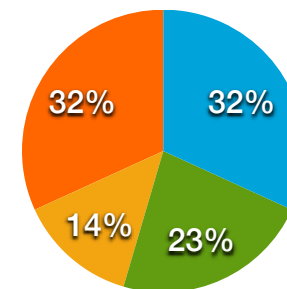


TOP REASONS PEOPLE TAKE THE ANNUAL METALS CHALLENGE:



TOP THINGS ABOUT THE METALS CHALLENGE THAT TURN PEOPLE OFF:

- Not Enough Time
- Unfair Judging
- Theme/Kit Supplies Not Inspiring
- Nothing Bothers Me About It



ASK BETSY! by Betsy Manheimer

Q: Not so much a question, but I was contacted by a few people after last month's column on texture plates who don't have a rolling mill and asked about affordable ones. This month I will address the options available and give a brief buying guide.

A: A rolling mill is a highly useful piece of equipment in a studio. But it is also rather large and heavy and generally expensive. Durston and Pepe make really nice, higher-end rolling mills, but there are also options available, often called "economy" mills, that can probably handle a lot of what you might want to do at a lower cost. They also take up less space and are a little lighter (if 50 lbs. is light!) than the more elite ones if that's a consideration. I don't know that they'd be suitable for a classroom or teaching studio, but my recommendations are aimed more at home, lower-volume studios.

There are a few things you should consider if you want to purchase an economy mill:

- I have heard people downplay these less expensive mills, but I have one that I've used for over 15 years with no problem. Some say that the roller alignment can be off or they can produce slippage, but these problems can also happen with higher-end machines. So on to my next suggestion.
- I would recommend that you purchase from a reliable dealer. Many highly reputable vendors offer economy mills. Order from a dealer that has good customer support so you have a contact if anything goes awry. And if you are concerned about their return or support policies you can call them directly and ask.
- One thing to definitely check out in the description is the gear ratio. Most of the offerings have 3:1 or 4:1 gear ratios: the higher the gear ratio, the easier it is to turn the handle. Lower than these ratios can prove difficult to use, so always check this specification out because it varies.
- You may see separate offers for extra rollers for texture and/or wire. If you are interested in these, either buy the ones offered with the actual mill you're buying or ask the vendor about compatibility (or their return policy). I don't know if they are all compatible with a variety of mills.
- Also, with regard to these additional rollers, they take a bit of work to install. You don't just pop them in and out, so just be aware that it might take some time, tools and a slight learning curve to change them.

A final bit of information: Even the lighter, smaller mills will have to be bolted (ideally) or clamped down to be used safely. This is a given regardless of price or size.

See you next month, and send your questions and/or comments to askmassc@gmail.com

Tear Sheets for Inspiration

Do you keep tear sheets from the magazines? What do you do with them?

What about all the screen captures you gather online from pinterest or Tumblr and various websites.

If you think, "Oh, I will remember those images when I need inspiration..." think again. You won't.




If it is actual tear sheets—glue them into some sort of notebook by theme or category, then it is easy to flip thru the pages to get new ideas.

If it is all online make a little booklet of them so that it is also easy to refer to. If you save each photo with a good searchable title (include a theme in the title) you can even save a folder on your computer that you'll be able to search, making images even easier to find later!

FEBRUARY 2022

Black/Bold Colored Boxes = MASSC Sponsored Event

SUNDAY	MONDAY	TUESDAY	WEDNESDAY	THURSDAY	FRIDAY	SATURDAY
		1 Silvera Jewelry School Ingots, Forging and Hollow Forms 10:00-1:00 pm PT	2	3	4 Silvera Jewelry School So Riveting 10:00-5:00 pm PT	5 MASSC Board Meeting 10 AM PT
6	7	8 Silvera Jewelry School Ingots, Forging and Hollow Forms 10:00-1:00 pm PT	9	10 Tucson Gem and Mineral Show Feb 10-13, 2022 Tucson Convention Center	11 Quartzsite Show Gold Show Feb 11-13, 2022 Quartzsite Improvement Assoc	12
13	14	15 Silvera Jewelry School Ingots, Forging and Hollow Forms 10:00-1:00 pm PT	16	17	18	19 MASSC Box Workshop Pt. 1 Via Zoom w/Angelina 10 AM PT
20 MASSC Box Workshop Pt. 2 Silver Locket Via Zoom w/Angelina 10 AM PT	21	22 Silvera Jewelry School Ingots, Forging and Hollow Forms 10:00-1:00 pm PT	23	24	25	26 Little Metal Foxes Etch in a Bag Julia Lowther 2:00-4:00 pm PDT
27 MONTHLY MAKERS CHALLENGE 10 AM PT Blooms	28 					

MARCH 2022

Black/Bold Colored Boxes = MASSC Sponsored Event

SUNDAY	MONDAY	TUESDAY	WEDNESDAY	THURSDAY	FRIDAY	SATURDAY
		1 Metalwerx Stone Carving at the Bench Ryan Gardner 10 am-1:00 pm EST	2	3 Metalwerx Stone Carving at the Bench Ryan Gardner 10 am-1:00 pm EST	4	5
6	7	8	9	10	11	12
13	14 Metalwerx Creative Coaching: Jewelry Design-Fing Your Voice Paulette Werger 7:00-8:00 pm EST	15	16	17	18	19
20 MONTHLY MAKERS CHALLENGE 10 AM PT Utensils	21	22	23	24	25 Silvera Jewelry School Where's The Clasp? w/ Alison Antelman 10:00-5:00 pm PT	26 Silvera Jewelry School Where's The Clasp? w/ Alison Antelman 10:00-5:00 pm PT
27 Silvera Jewelry School Where's The Clasp? w/ Alison Antelman 10:00-5:00 pm PT	28	29	30	31		

APRIL 2022

Black/Bold Colored Boxes = MASSC Sponsored Event

SUNDAY	MONDAY	TUESDAY	WEDNESDAY	THURSDAY	FRIDAY	SATURDAY
					1	2 MASSC Board Meeting 10 AM PT
3	4	5	6	7 Silvera Jewelry School Polish and Finish 2:00-5:00 pm PT	8	9 WHAT DO YOU COLLECT? Show & Tell on Zoom 10 AM PT
10 Silvera Jewelry School FREE Jewelry Talk: Fine Stone Inlay with Fati Genese 2:00-3:30 pm PT	11	12	13	14 Silvera Jewelry School Polish and Finish 2:00-5:00 pm PT	15	16
17	18	19	20	21	22	23 Anneville Studio Mokume Gane Chisel Patterning Sat. & Sun 10:00-4:00 pm PT
24 MONTHLY MAKERS CHALLENGE 10 AM PT Miniatures	25	26	27	28	29	30



MaryAnn Gorak

Year of the Tiger Earrings

These dramatic handmade earrings are made of copper with sterling silver earwires.

Starting with sheets of copper, I hand-cut each piece with a jeweler's saw, then oxidize and polish the copper into a gorgeous gunmetal black.

They hang from sterling silver ear wires and are finished with fresh water pearls.

Earwires: sterling silver

Earrings: oxidized copper

Earring length: 3"

Earring width: 1"

MaryAnn Gorak's work is currently available in her etsy shop

Andrea Harvin-Kennington

The rabbit is part of a new series of artworks that include an environment for each piece. The sketch lays out the raised, chased moon that will be enameled opaque white. The piece is about the symbolism of the rabbit moon in many world cultures. Rabbits symbolize rebirth and a symbol of spring. In East Asian folklore the rabbit is portrayed as a companion to the moon goddess.

The overall show of 5 works late this year are a tribute to my murdered sister in law, and are based on this quote from the Velveteen Rabbit :

"Real isn't how you are made", said the skin horse. "It's a thing that happens to you when a child loves you for a long, long time, not just to play with, but REALLY loves you, then you become Real."

There are 3 rabbit and 2 horse pieces being made for the show.




To see the latest progress on this incredible piece, visit Andrea's Instagram feed: [@warriormetalsmith](https://www.instagram.com/warriormetalsmith)

Monthly Makers Challenge

FEBRUARY 2022 Newsletter

Inspirational Words/or Messages

Starting the new year with a fresh new perspective, with words to live by or to inspire oneself. We usually start the new year with resolutions. Use your words to create something meaningful. Stamping, engraving, piercing, carving wax, etching...there are so many ways to get your message out there. Here's what was shown words, letters, idols and members work.



Ruth Kaplan working on a name necklace, not happy with it will do it again.




John Rose of 2Roses shared this mix-media letter, says he is still working the details out a bit more.



Nancy Shapiro's piece Bling, Bling was part of a show at Pence Gallery



Andrea Harvin-Kennington
The 2 dolphin works were completed in 2021, and both live with collectors now. Here are images of one of the pieces with the forged base.



Virginia Hyatt

Words create emotion and reflection
Words can provide strength and Courage
Words can give confidence and hope



Bill Gallager had some fun with nameplate necklaces



Cheryl Lommatsch her "Magic Bird" or bird with words

A new year has begun and that means a new monthly challenge list! This is NOT a competition, but rather a chance to challenge ones self with a new theme every month. This past year of projects has given us a time to socialize with others, but more importantly for our craft, it has allowed us to share our challenges, observations, tools and techniques with each other. This is a time to challenge *ourselves*, and it's a great way for all of us to learn from each other, no matter what your skill level is. We encourage everyone to join us! All skill levels are welcome and you can attend just to watch and listen, or to chime in and ask questions about a project you are working on and to show us your progress. We have listed the monthly themes below so that you can get inspired by a theme that resonates with you, allowing time for the design and creative process. Still stumped? No inspiration? Look no further than Lapidary Journal's Jewelry Artist magazine for a project and adapt it to the theme-all the instructions and supply list is there. And at the day of the event, we are here to answer any questions on places you got stuck.

Please join us, share a project, listen in or add to the conversation, add a tool or technique that would have helped in the execution of the project. This is a free and safe space for everyone who'd like to join us. If you have suggestions as to how you would like this to be or something to add to the process please let us know. Your participation and input is valuable to make this fun for all. Here's to a very creative 2022!

January

Inspirational Words/or Messages

Starting the new year with a fresh new perspective, with words to live by or to inspire oneself. We usually start the new year with resolutions. Use your words to create something meaningful. Stamping, engraving, piercing, carving wax, etching...there are so many ways to get your message out there.

February

Blooms

A month we often think of flowers—so let's create our own. Cut them, shape them, stone set them, enamel them, and decorate them. Create a bouquet or a single bloom, or use a floral pattern as an element in your design. We can't wait to see your creations!

March

Utensils

Always wanted to make a spoon? This is your time to show off your metal skills at the table. Cutting, dabbing, shaping, decorating...there are so many different ways to go. We are really looking forward to seeing what unique and useful utensils you can create.

April

Miniatures

What was once large is now small. Have some fun with making things tiny. Does changing the scale of an object create its own challenge? Let us know, anything goes. Go big, but think small!

May

Natural Materials

Let's combine different organic materials together, metal and wood, metal and stones, use these materials to envision something from the natural world. What challenges do you face in setting the object and how do you stabilize fragile objects?

June

Weaving/Stitching

This often makes us think of chains, but there are so many directions that you can go: cold connections, woven "fabric" embellishments, mesh screens, 3-D objects, baskets or... This is going to be a very interesting project.

July

"a secret" (or what's hidden inside)

Boxes, Lockets, anything can contain a hidden item or a surprise. What about hidden springs that activate once moved or opened? Can 1 item become 2 different items when taken apart? Hollow forms is something we have done before—but this takes it to a new level.

August

Five tool challenge

To create the object of your choice, you can only use the 5 tools highlighted below. We are so obsessed with having the right tool for each action that we create. This challenge takes us back to basics when we first started with a few simple tools: a **foredom** (includes all the bits), **pliers** (basic only), **hammer**, **anvil or bench block**, and **saw frame**. A **bench pin** is part of the bench so can be used, along with your **solder station**. This is a tough one! A lot of planning will be required, and we'll practice thinking through the project from beginning to end, and resisting the temptation to grab that favorite specialty tool! Just the basics!

September

Ancient technique or historical influence

We all seem to look to the past for style and inspiration, and we all have our favorite places in time. Will you go centuries past, or more contemporary with Art Deco or Mid-Century Modern? With so many directions to go, it will be fun to see what period or technique everyone chooses.

October

Kinetics/Motion

Get some action into your pieces, make it do something! Will you have a piece hanging by a wire, jump ring or pop open with a spring? Will your piece spin or twirl around your finger? These type of pieces are always challenging to engineer and balance properly but once done they are truly amazing.

November

Color

Coloring metal is an art unto itself, adding patinas can really change up a piece, but what can you do differently with color to add interest to your piece? Is it titanium or niobium? Married metals, plastics, colored pencils, colored gem stones and embedded resins... not to mention the multitude of products out there to add color to our pieces such as enameling, oxidation, epoxies, Corlite and wood to name a few.

December

Ornaments

It's time to decorate for the season! We celebrate different things in different ways but we all have MAKING in common! Make a bauble to hang or display that celebrates your fav holiday or make a piece of winter decor!

Extras of Interest & Member Perks

Schools & Organizations

Adams Forge

In-person blacksmithing classes

<https://adamsforge.org>

Los Angeles, CA

GRS Tools and Training Facility

Professional and beginning stone setting, engraving, inlay and sculpting metal classes

<https://grs.com/facility/> <https://grs.com/cost/>

Idyllwild Arts

Summer Adult Metals Week Program

Summer Native American Program

idyllwildarts.org

951-359-2171

Idyllwild, CA

Little Metal Foxes

Interactive online classes

info@littlemetalfoxes.com

Seattle, WA

Metalwerx

Classes both online and in-person

info@Metalwerx.com

781-891-3854

Waltham, MA

Silvera Jewelry School

Free lectures monthly, Zoom & in-person classes

silverajewelry.com

510-868-4908

Berkeley, CA

Classes by MASSC members:

Nohline L'Ecuyer

The Loft Jewelry Studio

<https://www.theloftjewelrystudio.com>

Diane Weimer

Year-round classes from world class artists

<https://dianeweimer.com/workshops>


Erin Proctor

Private classes in a variety of techniques

<http://www.saturn5studio.com>

Exclusive Member Video Library!

Check out the MASSC video collection with short clips available to all highlighting some of the events and classes we've held throughout the year. **Current members** have password protected access to full videos that include classes, demos, the Jewelry District Tour, and Demo Day (each demo is its own separate video).



[Click to visit the Video Library](#)

New Additions:

**2021 Jewelry
Vendor Tour &
Demo Day
Now Available!!**

Join or Renew Membership:

[Click Here](#)

Become a member

If you're joining us for the first time, then hooray! We can't wait to share all of our exciting events with you this year!

Learn all about your member benefits and register here!

Membership is good from the date you register until December 31, 2021.

Here are some reasons to think about joining:

- Receive Members Only access to Video Library!
- Special pricing on MASSC sponsored workshops & access to Members Only classes and events like the Jewelry District Vendor Tour (online this year), competitions like the Metals Challenge, and more!

Membership Dues for 2022

Individual \$50

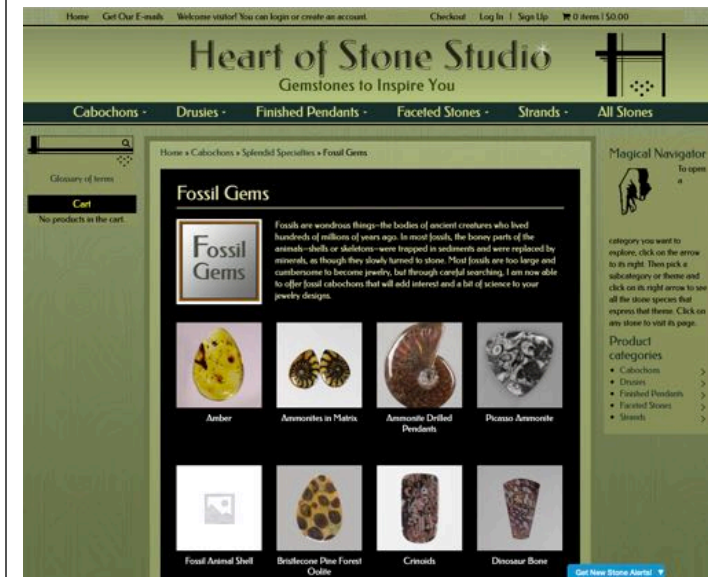
Dual \$75

Student \$30

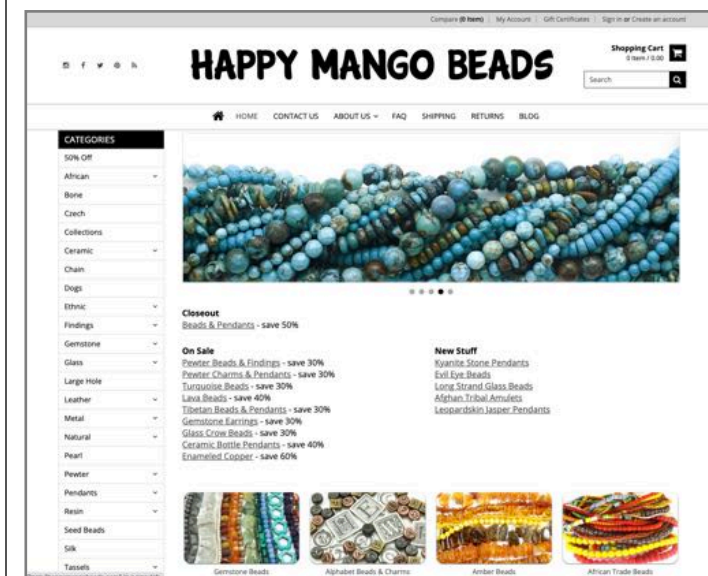
Consider sponsoring a student membership!

Resources

Sites to purchase
cut stones and one for beads



<https://heartofstonestudio.com>



<https://happymangobeads.com>

MASSC Board Members

President: Erin Proctor
massc.president@gmail.com

Vice President, Program Chair: Seat is open

Vice President, Operations: Angelina Smith
massc.vp.ops@gmail.com

Secretary: Lori Hooks
massc.secretary@gmail.com

Treasurer: Stella Schloss
massc.treasurer@gmail.com

Members At Large

2Roses, MASSC Social Media
social.massc@gmail.com

Ruth Kaplan, Newsletter Editor
massc.editor@gmail.com

Virginia Hyatt, Newsletter Team
massc.editor@gmail.com

Other MASSC Volunteers:

Membership Chair: Tigre Sheets
join.massc@gmail.com

Fundraising Chair: Kiki Gerardo
kikig@pacbell.net

Contributors

Bill Gallagher

MaryAnn Groark

Virginia (Ginny) Hyatt

Ruth Kaplan

Andrea Harvin-Kennington

Cheryl Lommatsch

Betsy Manheimer

Erin Proctor

John Rose

Nancy Shapiro

Thank you to our sponsors

Tim McCreight, Brynmorgan Press
<https://www.brynmorgen.com>

All Craft USA
<https://www.allcraftusa.com>

A to Z Jewelry Tools
<https://atoztoolsonline.com>

Fire Mountain Gems
<https://www.firemountaingems.com>

NC Black
<https://www.ncblack.com>

Rio Grande Jewelry
<https://www.riogrande.com>

Sheltech
www.sheltech.net

Trish McAleer
<http://www.metalcorrugation.com>

Follow MASSC:



@metalartsociety



The Metal Arts Society
of Southern California

Be a part of a team!

We are creating teams to work with each of the elected Board positions as some of the assigned duties are overwhelming for one individual. We have decided that a support system needs to be put in place to brainstorm ideas, organize zoom meetings, select teaching topics and monthly activities. We don't want to skip a beat going forward for this into next year. We need your experience to help us set up a stronger, inclusive organization.

Please let us know if you have experience in video editing, book keeping, communications, programming, marketing and outreach—we really need to hear from our members because we have learned from experience it does take a village to move things forward.

Contact: massc.president@gmail.com

Any member can contribute to this newsletter:

- Always looking for your tips and or techniques in any of your process to creating your pieces.
- Photos of your work can be featured in our MASSC Member Gallery or What's on your Bench. For that —looking for 3 to 4 photos of a collection that works together.
- If you have any questions, reach out and we can help you:

massc.editor@gmail.com